
CHAPTER - VII

ANALYSIS AND INTERPRETATION OF DATA

This chapter presents the analysis of the data collected from the students of the colleges situated at Rajasthan. Data has been collected through questionnaires. Each questionnaire contains statements to which respondents have to report their level of agreement ranging from strongly agree to strongly disagree. The source of primary data for all the tables in this chapter is survey conducted by researcher for this study. Results of data analysis have been discussed in 3 sections.

1. Standard of Education is improved after introduction of private partnership in education sector.

The respondents of both the groups i.e. Govt. College students and students studying in PPP colleges were asked that whether **Standard of Education is improved after introduction of private partnership in education sector or not?** The responses obtained have been tabulated below :

Table : 7.1

Standard of Education is improved after introduction of private partnership in education sector.

<i>S.No.</i>	<i>Recognition category</i>	<i>Respondent Group</i>			
		<i>Students studying in Govt. Colleges</i>		<i>Students studying in PPP Colleges</i>	
1	<i>Strongly Agree</i>	36	72%	33	66%
2	<i>Agree</i>	10	20%	12	24%
3	<i>Undecided</i>	2	4%	3	6%
4	<i>Disagree</i>	1	2%	1	2%
5	<i>Strongly Disagree</i>	1	2%	1	2%
	<i>Total</i>	<i>50</i>	<i>100%</i>	<i>50</i>	<i>100%</i>

Govt. College Students

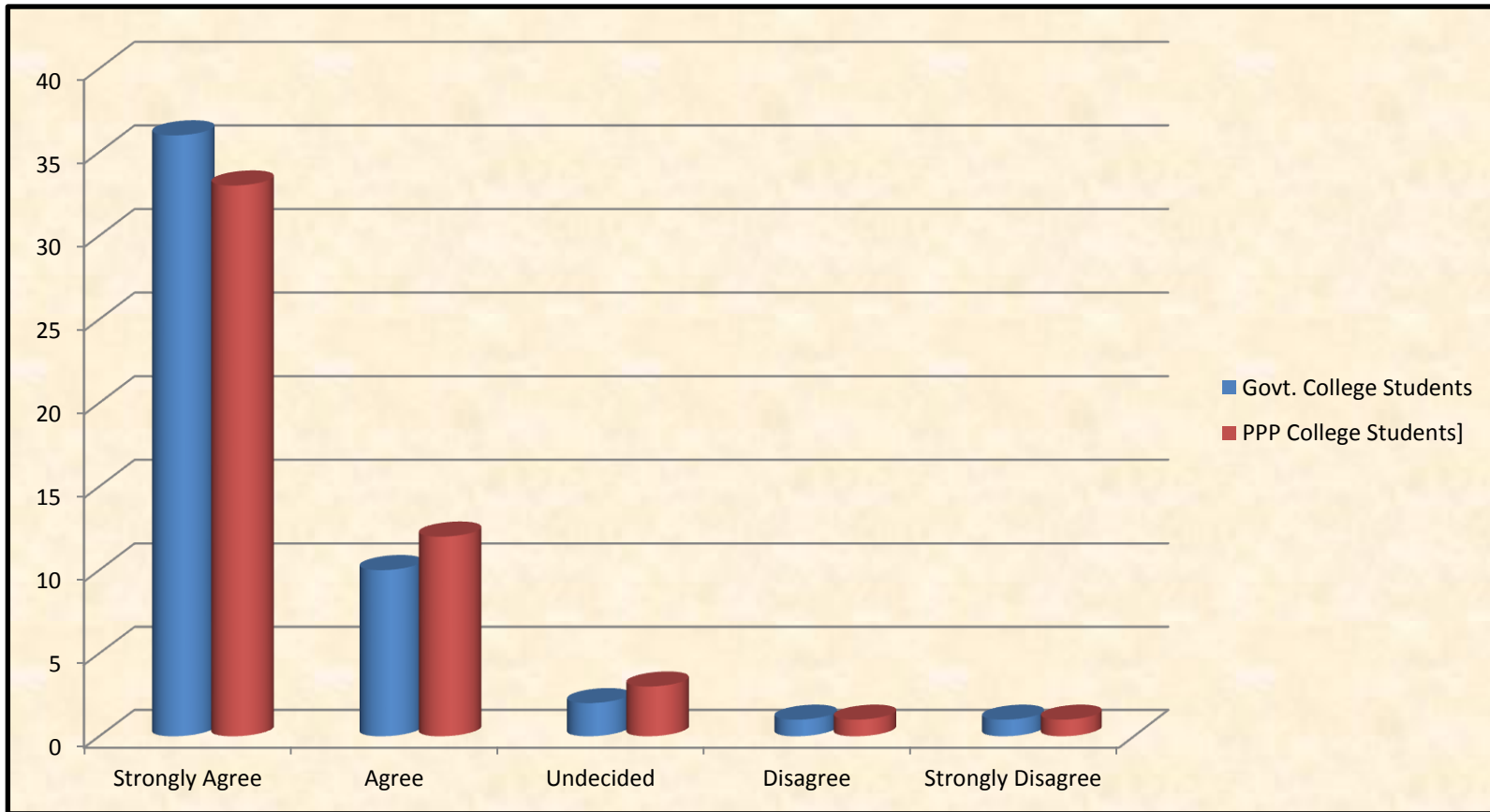
72% respondents said that they strongly agree with the statement, 20% respondents said that they agree with the statement, 4% respondents said that they were undecided with the statement, 2% respondents said that they disagree with the statement and 2% respondents said that they strongly disagree with the statement.

Students studying in PPP Colleges

66% respondents said that they strongly agree with the statement, 24% respondents said that they agree with the statement, 6% respondents said that they were undecided with the statement, , 2% respondents said that they disagree with the statement and 2% respondents said that they strongly disagree with the statement.

Graph: 7.1

Standard of Education is improved after introduction of private partnership in education sector.



Conclusion

On analysis it was found that in both groups maximum numbers of respondents (i.e. 72% & 66% respectively) of the opinion that Overall efficiency of Education system has been increased after introduction of Private partnership in education.

To find out whether any significant difference exists between the two groups chi-sq. test was conducted. The calculated value of chi-sq. was 0.512. The table value of chi-sq. for 2 d.f. at 5% level of significance is 5.991. Since the calculated value of chi-sq. is less than table value it indicates that there is no significant difference between these two groups.

2. Expenditure on fee structure is highly increased after introduction of private partnership in education sector..

The respondents of both the groups i.e. Govt. College Students & Students Studying in PPP Model colleges were asked that **expenditure on fee structure is highly increased after introduction of private partnership is increased or not?** The responses obtained have been tabulated below:

Table: 7.2

The Expenditure on fee structure is highly increased after introduction of private partnership in education sector.

<i>S.No.</i>	<i>Recognition category</i>	<i>Respondent Group</i>			
		<i>Students Studying in Govt. Colleges</i>		<i>Students Studying in PPP Colleges</i>	
1.	<i>Strongly Agree</i>	30	60%	31	62%
2.	<i>Agree</i>	10	20%	10	20%
3.	<i>Undecided</i>	4	8%	5	10%
4.	<i>Disagree</i>	5	10%	3	6%
5.	<i>Strongly Disagree</i>	1	2%	1	2%
	<i>Total</i>	50	100%	50	100%

Govt. Colleges Students :

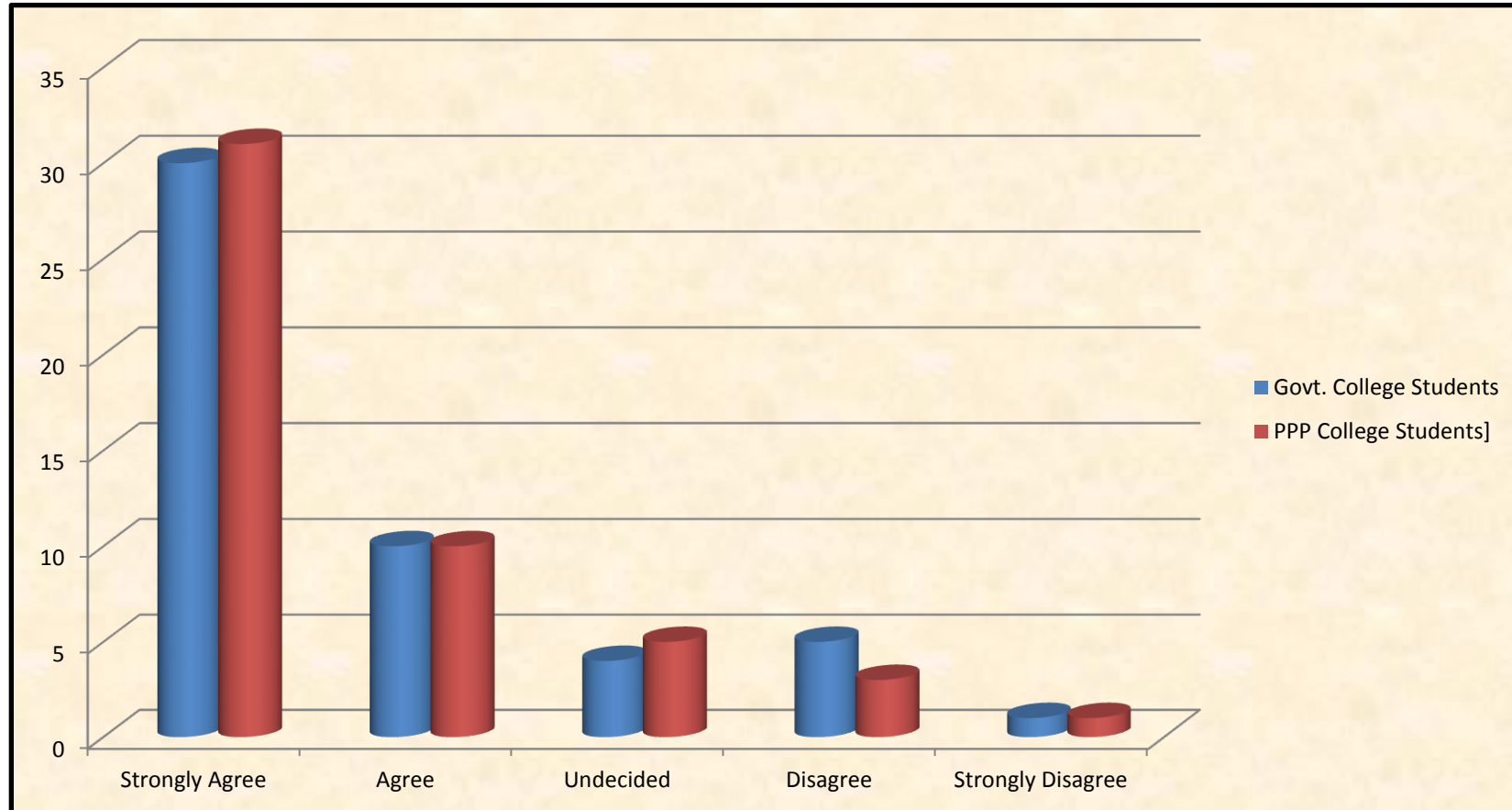
60% respondents said that they strongly agree with the statement, 20% respondents said that they agree with the statement, 8% respondents said that they were undecided with the statement, 10% respondents said that they disagree with the statement and 2% respondents said that they strongly disagree with the statement.

Students Studying in PPP Colleges

62% respondents said that they strongly agree with the statement, 20% respondents said that they agree with the statement, 10% respondents said that they were undecided with the statement, 6% respondents said that they disagree with the statement and 2% respondents said that they strongly disagree with the statement.

Graph : 7.2

The Expenditure on fee structure is highly increased after introduction of private partnership in education sector.



Conclusion

On analysis it was found that in both groups maximum numbers of respondents (i.e. 60% & 62% respectively) were of the opinion that the expenditure on fee structure is highly increased after introduction of private partnership in education sector.

To find out whether any significant difference exists between the two groups chi-sq. test was conducted. The calculated value of chi-sq. was 0.63. The table value of chi-sq. for 2 d.f. at 5% level of significance is 5.991. Since the calculated value of chi-sq. is less than table value it indicates that there is no significant difference between these two groups.

3. Number of students are highly increased after introduction of private partnership in education sector.

The respondents of both the groups were asked that **Number of students are highly increased after private partnership in education sector or not** ? The responses obtained have been tabulated below:

Table : 7.3

Number of students are highly increased after introduction of private partnership in education sector.

<i>S.No.</i>	<i>Recognition category</i>	<i>Respondent Group</i>			
		<i>Student Studying in Govt. Colleges</i>		<i>Students Studying in PPP College</i>	
1	<i>Strongly Agree</i>	35	70%	35	70%
2	<i>Agree</i>	11	22%	10	20%
3	<i>Undecided</i>	2	4%	3	6%
4	<i>Disagree</i>	1	2%	1	2%
5	<i>Strongly Disagree</i>	1	2%	1	2%
	<i>Total</i>	<i>50</i>	<i>100%</i>	<i>50</i>	<i>100%</i>

Govt. Colleges Students

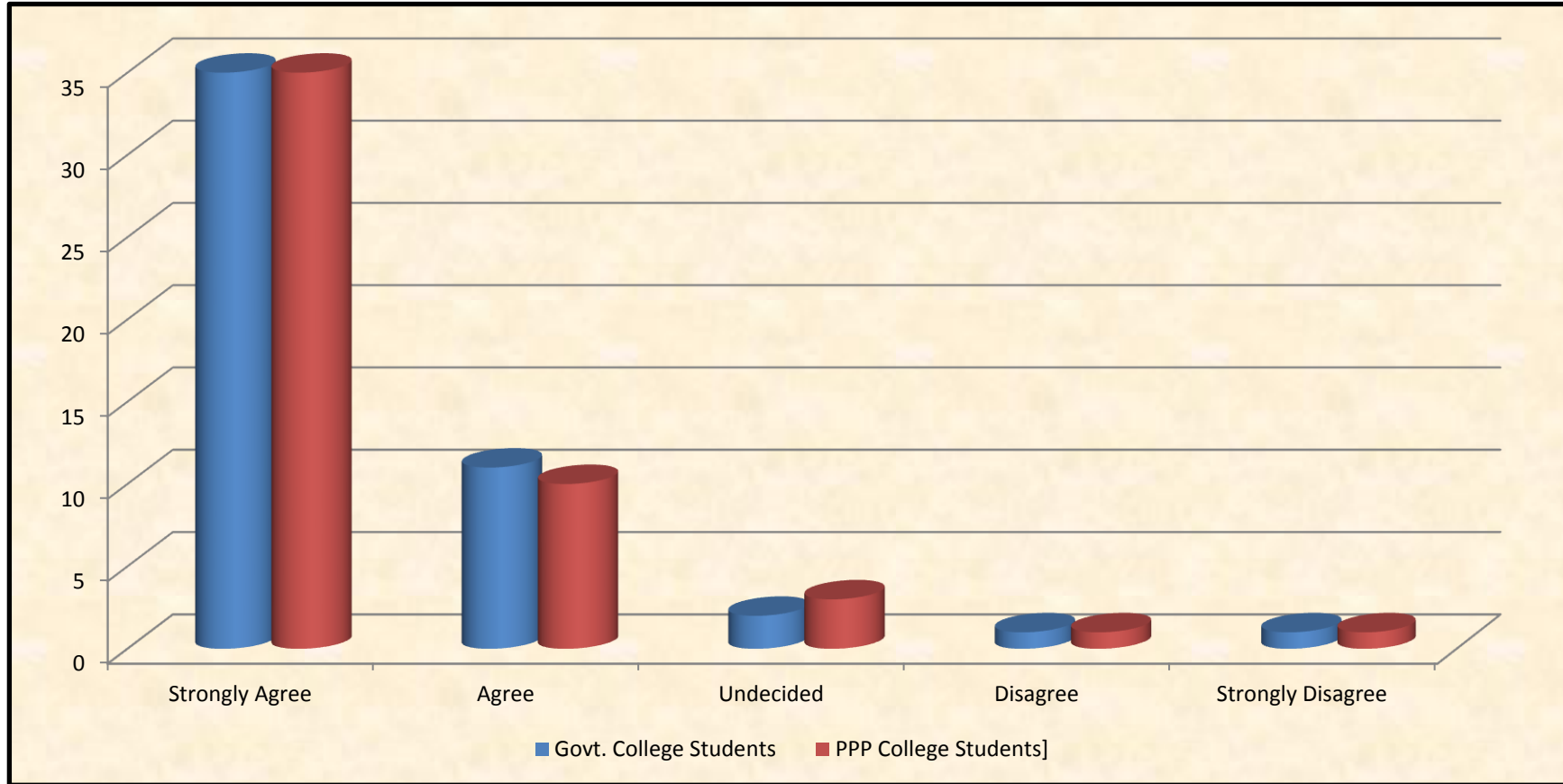
70% respondents said that they strongly agree with the statement, 22% respondents said that they agree with the statement, 4% respondents said that they were undecided with the statement, 2% respondents said that they disagree with the statement and 2% respondents said that they strongly disagree with the statement.

Students studying in PPP colleges :

70% respondents said that they strongly agree with the statement, 20% respondents said that they agree with the statement, 6% respondents said that they were undecided with the statement, 2% respondents said that they disagree with the statement and 2% respondents said that they strongly disagree with the statement.

Graph : 7.3

Number of students are highly increased after introduction of private partnership in education sector.



Conclusion

On analysis it was found that in both groups i.e. Govt. College students & Students studying in PPP model colleges maximum numbers of respondents (i.e. 70% & 70% respectively) were of the opinion that Number of students are highly increased after private partnership in education sector.

To find out whether any significant difference exists between the two groups chi-sq. test was conducted. The calculated value of chi-sq. was 0.248. The table value of chi-sq. for 2 d.f. at 5% level of significance is 5.991. Since the calculated value of chi-sq. is less than table value it indicates that there is no significant difference between these two groups.
